

भारतीय भेषजी परिषद्

(संसाध्य एवं परिवार कल्याण मंत्रालय के अंतर्गत सांविधिक नियंत्रण)
भारत सरकार

एन वी सी सी सेंटर, तृतीय तल, प्लॉट नम्बर 2,
कॉम्युनिटी सेंटर, मां आनन्दमयी मार्ग,
ओखला, फेस-1, नई दिल्ली-110020
दूरभाष 011-61299900-03
ईमेल registrar@pci.nic.in



PHARMACY COUNCIL OF INDIA
(Statutory body under Ministry of Health & Family Welfare)
Government of India

NBCC Centre, 3rd Floor, Plot No. 2,
Community Centre, Maa Anandmai Marg,
Okhla, Phase-I, New Delhi-110020
Telephone No. 011-61299900-03
E-mail: registrar@pci.nic.in

Ref. No.14-56/2022-PCI (Approval Process for 2024-25 a.s.)

5538

14 DEC 2023

APPROVAL PROCESS FOR ACADEMIC YEAR 2024-2025 FOR ALL PHARMACY INSTITUTIONS (Existing & New Institutions applying for the first time)

To all -

- The Pharmacy Institutions
- The Examining Authorities (Universities / Boards).
- The State Governments.

Sub: Opening of PCI portal for all Pharmacy Institutions for consideration of approval for the 2024-2025 academic session.

Ref: PCI circular 14-56/2022-PCI (Approval Process for 2024-25 a.s.)/5528 dt. 14.12.2023

Sir/Madam

This is in continuation in Council's circular dt. 14.12.2023.

In this connection, it is informed that regarding-

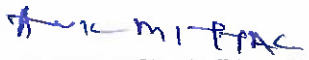
Faculty Portal:

- All faculties need to register again on the PCI new portal under the Pharmacist module. The link and screenshot are attached as **Appendix 1**
- After registration, faculty will receive the user credential on their registered email ID.
- After that faculty need to fill out and submit a pharmacist profile.
- All faculty need to avail of service as faculty from the service module in their login, join, and fill in all faculty-related data.

Technical Grievances:

It is also informed that anyone facing technical issues kindly upload their queries on the grievances portal, which is available on the PCI Website. The link and screenshot are attached as **Appendix 2**

Yours faithfully


(ANIL MITTAL)
Registrar-cum-Secretary

Link for Pharmacist(Teacher) registration- <https://digipharm.pcionline.co.in/#/registration/PRTS>

Pharmacy Council Of India

Already registered to State Pharmacy Council

Profession :

Salutation : First Name :

Middle Name : Last Name :


Mobile : Email ID :
Please use official email address

Pancard No. : Aadhaar No. :

Upload Pancard : Choose File No file chosen Upload Aadhaar : Choose File No file chosen

State Pharmacy Council: State Pharmacy Council Number :

Upload State Pharmacy Council Certificate : Choose File No file chosen Pharmacist Address :





Login page link- <https://digipharm.pcionline.co.in/#/login>

Pharmacy Council of India

Sign in

to access PCI Home

 I'm not a robot 
[reCAPTCHA](#)
[Privacy](#) [Terms](#)



WORLD HEALTH DAY

Welcome to PCI
A Statutory Body under Ministry of Health & Family Welfare

PCI Home | [Contact Us](#) | [Security](#) | [Terms of Service](#) | [Privacy Policy](#)

Link for Technical Grievance Portal- <https://digipharm.pcionline.co.in/#/login-issue>

The screenshot shows a web form titled "New Login Issue" with a "Not Saved" indicator. At the top right, there are buttons for "Track Your Application", "Login", and "Save". The form is divided into two columns:

- Left Column:**
 - Institution Name ***: A text input field.
 - PCI Code ***: A text input field.
 - Phone Number ***: A text input field.
 - Upload screenshot of the issue**: A file upload section with a "Choose File" button and the text "No file chosen".
- Right Column:**
 - Email Id ***: A text input field.
 - Alternate Email**: A text input field.
 - Issue Type ***: A text input field.
 - Description**: A large text area for providing details of the issue.